



Claritas

HOUSEHOLD DATA

Ribbon Demographics, LLC

© 2025 All rights reserved

Tel: 916-880-1644

My Market Area

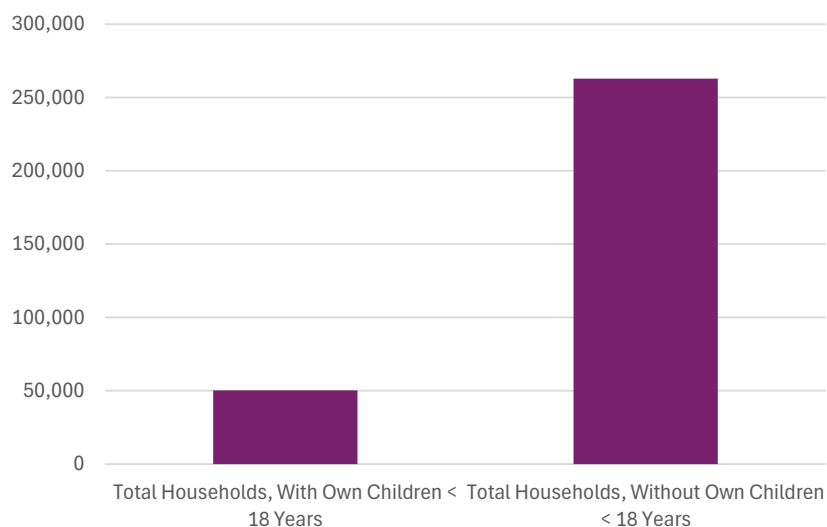
Households by Type and Presence of Own Children Under 18 Years

Current Year Estimates - 2025

Household Type	Number	Percent of Total
Married Couples	76,758	24.5%
With Own Children < 18 Years	28,931	9.2%
Without Own Children < 18 Years	47,827	15.3%
Cohabiting Couples	26,289	8.4%
With Own Children < 18 Years	2,881	0.9%
Without Own Children < 18 Years	23,408	7.5%
Female Householder, No Spouse or Partner Present	127,868	40.8%
Living Alone	82,645	26.4%
With Own Children < 18 Years	16,509	5.3%
With Relatives, Without Own Children < 18 Years	19,268	6.2%
With Only Nonrelatives	9,446	3.0%
Male Householder, No Spouse or Partner Present	82,251	26.3%
Living Alone	65,992	21.1%
With Own Children < 18 Years	2,001	0.6%
With Relatives, Without Own Children < 18 Years	5,287	0.0%
With Only Nonrelatives	8,971	0.0%
All Households	313,166	100.0%
Total Households, With Own Children < 18 Years	50,322	16.1%
Total Households, Without Own Children < 18 Years	262,844	83.9%

Source: Ribbon Demographics; Claritas

Households With and Without Own Children - 2025 Estimates





Claritas

GROUP QUARTERS DATA

Ribbon Demographics, LLC

© 2025 All rights reserved

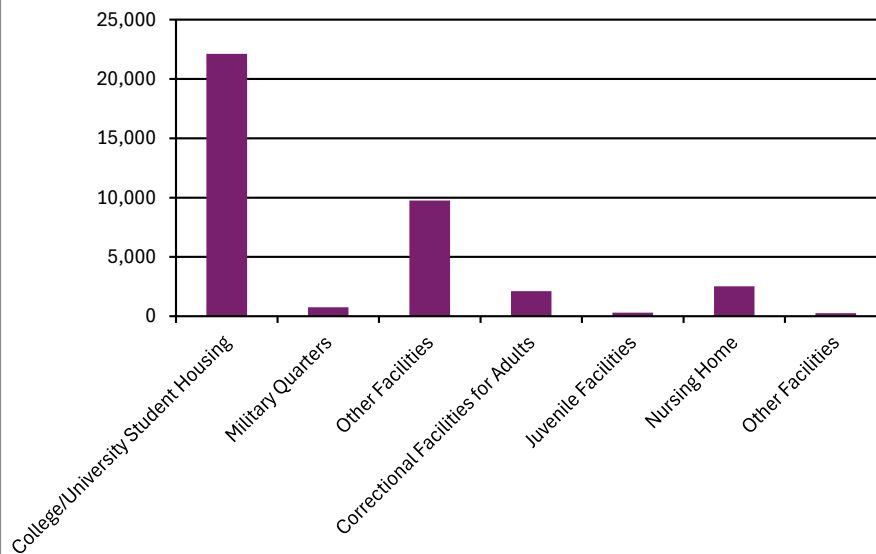
Tel: 916-880-1644

My Market Area Group Quarters Population by Type Current Year Estimates - 2025

Insitution Type	Number	Percent
Noninstitutional:	32,613	86.3%
College/University Student Housing	22,121	58.5%
Military Quarters	748	0.0%
Other Facilities	9,744	25.8%
Institutional:	5,178	13.7%
Correctional Facilities for Adults	2,108	5.6%
Juvenile Facilities	294	0.8%
Nursing Home	2,513	6.6%
Other Facilities	263	0.7%
Total:	37,791	100.0%

Source: Ribbon Demographics; Claritas

Group Quarters Population by Type - 2025 Estimates



Source: Ribbon Demographics; Claritas



Claritas

POVERTY DATA

© 2025 All rights reserved

Ribbon Demographics, LLC

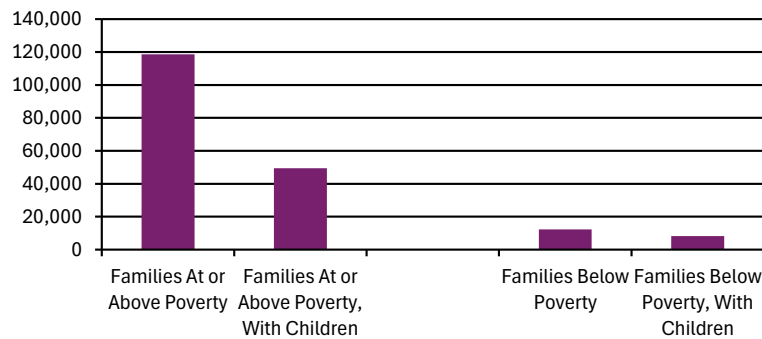
Tel: 916-880-1644

My Market Area Families by Poverty Status Current Year Estimates - 2025

	Number	Percent
Families At or Above Poverty	118,649	90.6%
Families At or Above Poverty, With Children	49,474	85.7%
Families Below Poverty	12,283	9.4%
Families Below Poverty, With Children	8,243	14.3%
Total Families:	130,932	
Total Families, with Children:	57,717	

Source: Ribbon Demographics; Claritas

Families by Poverty Status - 2025 Estimates



Source: Ribbon Demographics; Claritas