



Claritas

DEMOGRAPHIC DATA

© 2025 All rights reserved

Ribbon Demographics, LLC

Tel: 916-880-1644

My Market Area

Total Population

Census 2010	601,726	
Census 2020	689,545	
Current Year Estimates 2025	685,183	
Five-Year Projections 2030	698,193	
Change 2010 - 2020	87,819	14.6%
Estimated Change 2021 - 2025	-4,362	-0.6%
Projected Change 2025 - 2030	13,010	1.9%

Population by Sex

2025 Males	321,202	46.9%
2025 Females	363,981	53.1%

Group Quarters Population

Census 2010	40,022	
Census 2020	40,682	
Current Year Estimates 2025	37,791	
Five-Year Projections 2030	37,780	
Change 2010 - 2020	660	1.6%
Estimated Change 2021 - 2025	-2,891	-7.1%
Projected Change 2025 - 2030	-11	0.0%

Total Households

Census 2010	266,703	
Census 2020	312,448	
Current Year Estimates 2025	313,166	
Five-Year Projections 2030	320,810	
Change 2010 - 2020	45,745	17.2%
Estimated Change 2021 - 2025	718	0.2%
Projected Change 2025 - 2030	7,644	2.4%
Average Household Size 2010	2.11	
Average Household Size 2020	2.08	
Average Household Size 2025	2.07	
Average Household Size 2030	2.06	

Total Families

Census 2010	112,716	
Census 2020	132,188	
Current Year Estimates 2025	130,932	
Five-Year Projections 2030	133,179	
Change 2010 - 2020	19,472	17.3%
Estimated Change 2021 - 2025	-1,256	-1.0%
Projected Change 2025 - 2030	2,247	1.7%



Claritas

DEMOGRAPHIC DATA

© 2025 All rights reserved

Ribbon Demographics, LLC

Tel: 916-880-1644

My Market Area

Total Housing Units

Census 2010	296,719	
Census 2020	350,364	
Current Year Estimates 2025	356,448	
Five-Year Projections 2030	364,429	
Change 2010 - 2020	53,645	18.1%
Estimated Change 2021 - 2025	6,084	1.7%
Projected Change 2025 - 2030	7,981	2.2%
Total Vacant Housing Units 2010	30,016	
Total Vacant Housing Units 2020	37,916	
Total Vacant Housing Units 2025	43,282	
Total Vacant Housing Units 2030	43,619	

Households by Tenure

2010 Owner	112,051	42.0%
2010 Renter	154,652	58.0%
2020 Owner	119,745	38.3%
2020 Renter	192,703	61.7%
2025 Owner	117,642	37.6%
2025 Renter	195,524	62.4%
2030 Owner	118,951	37.1%
2030 Renter	201,859	62.9%



Claritas

DEMOGRAPHIC DATA

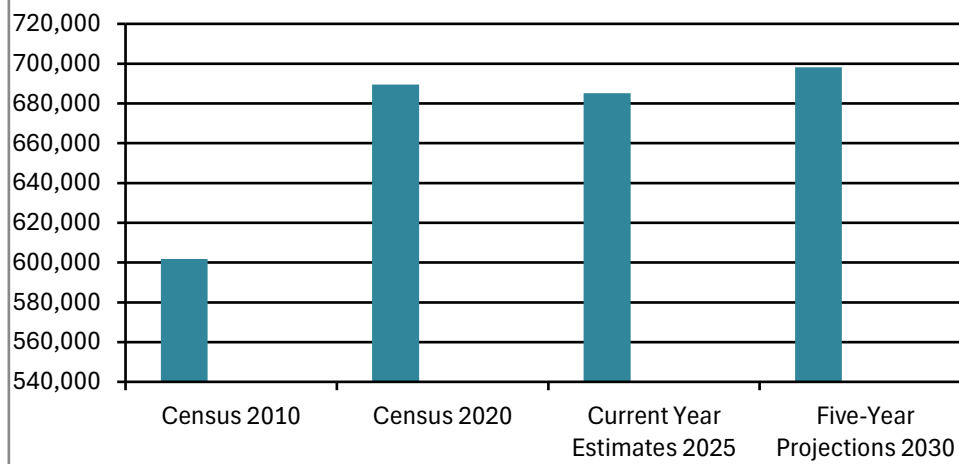
© 2025 All rights reserved

Ribbon Demographics, LLC

Tel: 916-880-1644

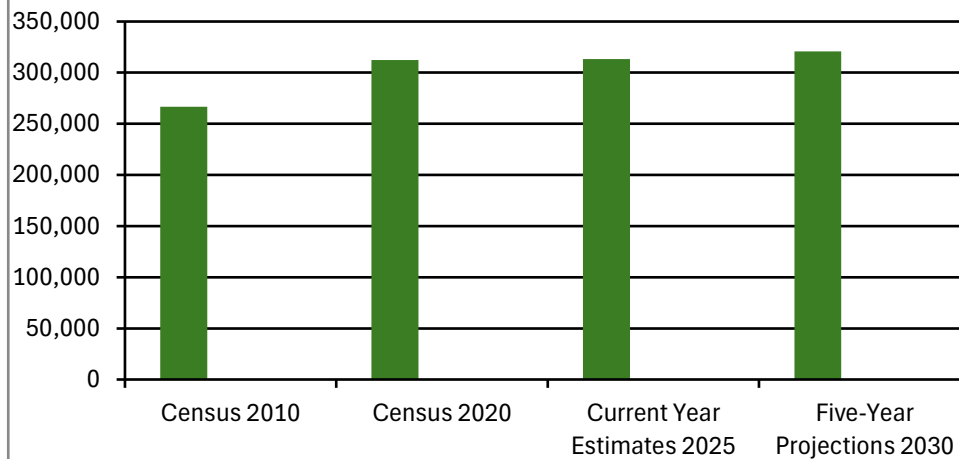
My Market Area

Population Trends



Source: Ribbon Demographics; Claritas

Household Trends



Source: Ribbon Demographics; Claritas



Claritas

DEMOGRAPHIC DATA

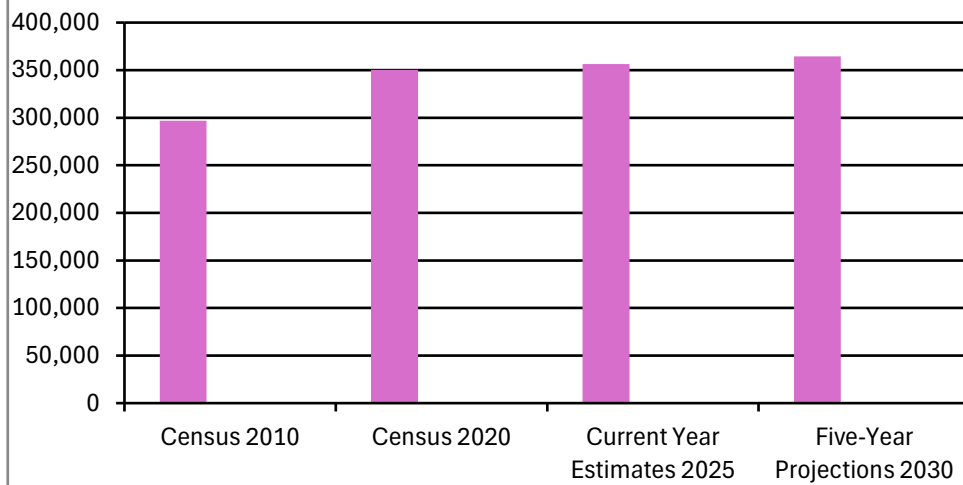
© 2025 All rights reserved

Ribbon Demographics, LLC

Tel: 916-880-1644

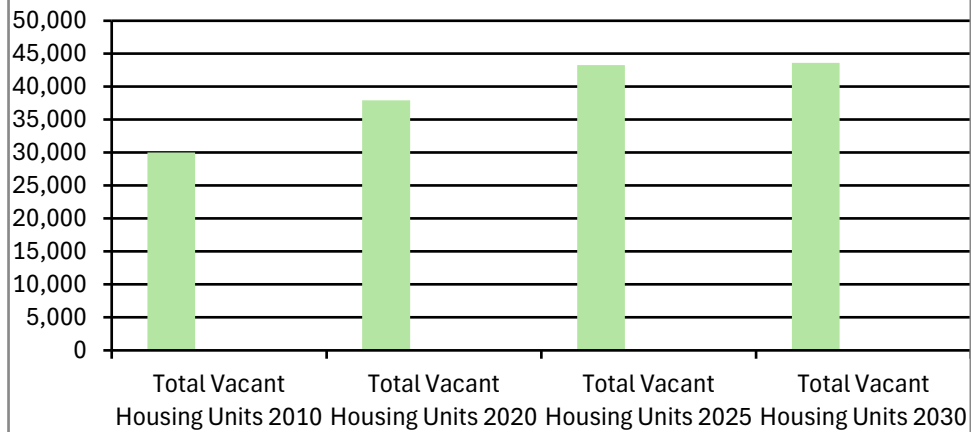
My Market Area

Housing Unit Trends



Source: Ribbon Demographics; Claritas

Housing Vacancy Trends



Source: Ribbon Demographics; Claritas